

Model : WG201



WING ARM AUTOGATE

STAINLESS STEEL SWING GATE OPERATOR

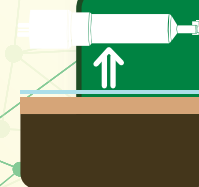
Affordable swing autogate system to automate your lifestyle

MAG Wing is an electro-mechanical system for automatic swing gate. The design is carefully optimized to give every home a reliable and highly affordable solution. MAG Wing has unique self-locking feature built into the motor thus eliminating the need for additional gate lock. MAG Wing offer higher security with automation convenient at your fingertip.



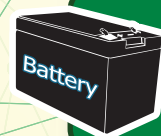
Easy installation

No need to make hole underground. Minimum welding and effort to get your autogate up and running in shortest time possible



Above ground installation

Mud and water will not get it and damage the motor



Battery backup support

Continue to run on battery during power failure



Dual Speed

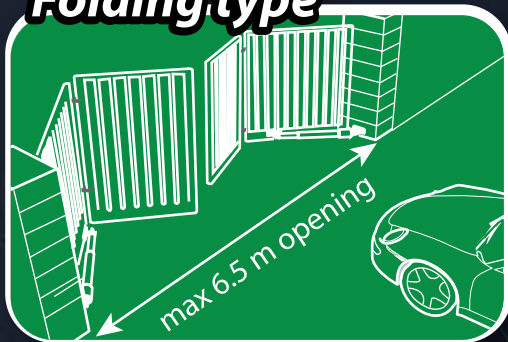
Start closing fast and slow down as it approach end to eliminate collision sound



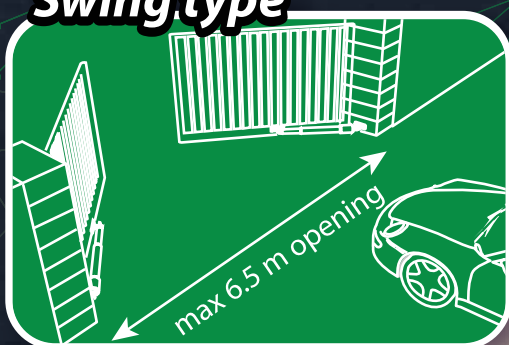
Spare Part Support

Spare parts are available for future maintenance and repairing so that you can use our system with peace of mind.


Folding type



Swing type



WING 201 series Automated Arm Gate System



Simple operation from remote control or push button. One button to fully open two gate leaves and another button to open only one leaf. Press button again to reverse leaf movement at any angle. Control panel uses high-amp detection to stop gate if hit obstacle.

Advanced control panel



CR3
Manually adjustable timing for open and close. High quality components for reliable performance

Self locking mechanism

Remain locked at all time at any angle for maximum security



Standard method to manual release during power failure. Arm can be remove from bracket to allow gate free opening. Simple solution for more affordable system.


no more solenoid lock

Optional stopper for easy alignment installation



Features

Dimension of the Actuator arm



Technical specification for WG201

Driving Method	Electro – mechanical screw driver piston type
Operating voltage	DC 18 V for normal Speed DC 9 V for ending speed
Motor Output	15 watt per arm
Motor Amp.	2.1
Piston Displace	32 cm
Piston Speed	2.9 cm/sec
Back-up battery	12 volt. 7Ah rechargeable
Safety Clutch	Electric current sensing using H-Amp Auto Reverse
Electric Controller	Micro-processor based
Temperature	0 to 80°C
Gear Box	Two stages planetary reducer
Manual Operation	Special released key during power failure
Max. Weight of gate	250 kg per wing with force adjustable

Ordering info:

Quantity	WG201
1 pair	WG201 standard arm motor
1 set	MAG control panel w/ transformer
1 nos	Weatherproof PVC box
1 nos	Remote control (1 receiver, 3 transmitter)

Accessories (Optional): Push button plate, 1 to 1 door phone, backup battery 7Ah, Remote control transmitter

Add on:



Authorized dealer