



BR430T

## Affordable way to automate and secure your entrance

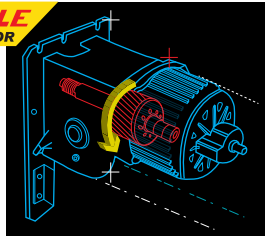
### Barrier gate

BR430T is optimized to cater to daily low-traffic parking access usage for a site with a low number of people. Despite being affordable, its modern gray-orange concept can easily blend in to increase the premium impression of any guardhouse entrance.

#### 1 Lower maintenance

**BlueSpeed LE** motor uses the lowest possible rotation speed (RPM) that reduces mechanical wear and effectively eliminates any maintenance servicing on the motor.

**BLUESPEED LE**  
MOTOR




#### 2 Simplified yet practical

In the event of power failure, the arm can be lifted up manually by rotating the mechanical dial. No backup battery is required.




#### 3 Pay lesser and still get good quality

BR430T is made affordable NOT by reducing the quality of the material. We remove features that are not necessary for low traffic to make it fit into your limited budget easier.



#### 4 Up and running all the time

No more waiting 1 or 2 months to import parts from overseas. All original spare parts and repair services are available from us locally which can make your barrier gate up and running in the shortest time possible.



## Feature

We want you to have peace of mind using our barrier gate.

### Better protection for your car

Arm will swing out when hit directly by vehicle from the front.

Foam lining installed underneath our arm is specially designed with the right density to absorb bigger impact force to avoid dent when arm accidentally hit your car.



### Work longer for you

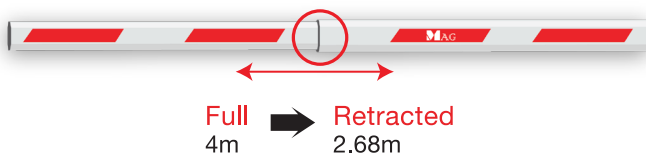
Compared to other types of motor, BlueSpeed LE AC motor is simpler, more affordable and stronger to easily lift up the arm even with additional signage. It does not use any carbon brush and therefore is maintenance free.



### More convenient

Telescopic capability shorten the arm length to eliminate the need of big truck to transport arm to site. Less hassle for you when ordering replacement arm.

#### Telescopic arm length after retracted



### Traffic Detector

Certified by:



BRD02 DualRay

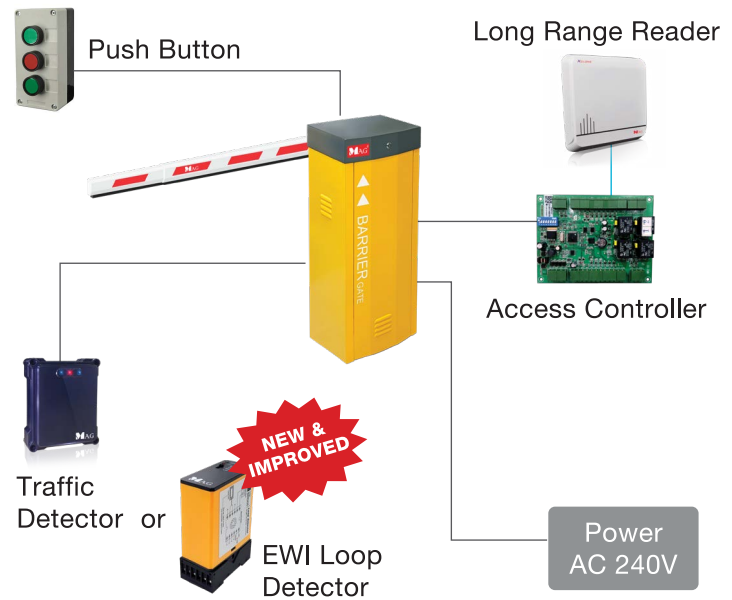
#### ✓ FASTER INSTALLATION

No road cutting for loop coil. Can be easily mounted outside on barrier gate housing in less than 30 minutes. This help you save more money in installation labour cost

#### ✓ EXTRA SAFETY

Able to detect any obstacle including people to effectively auto reverse barrier arm earlier "before" hitting anyone.

## Wiring diagram



## Accessories



EWI Loop Detector



Signboard



AR200U mid range reader



AR300U Xclone long range reader

## Ordering Info

Model No	Feature		
	Open /close speed	Max arm length & type	Arm swing out
BR430T	3 sec	4m straight	Yes

Left	BR430TL	Right	BR430TR
------	---------	-------	---------

\* M = Meter, sec = second

#### Authorised Dealer:



All specification, drawing and product info are subject to change without prior notice.

ACB QMS 05  
MS No.: 05 100 20010